

February 2011 Workshop Update

Patternmaking Simplified with Cal Patch

Have you always wanted to make your *OWN* sewing patterns? It's not as hard as you think to use your own measurements to draft patterns made to fit *YOUR* body. Former Urban Outfitters designer Cal Patch teaches the fundamentals of modern patternmaking so that you can create inspired, one-of-a-kind clothing. Using techniques from her book, *Design-It-Yourself Clothes*, Cal will show you two projects, the A-line skirt & the sleeveless shift dress. With this foundation, you can go on to creating a whole new wardrobe!

SAT April 30, 10:00a.m. to 2:00p.m., \$80 plus materials



Workshops with Alyssa Light

Resist Dyeing

Are you fascinated by the movement of colour captured on fabric? Do you love Batiks? This workshop has been arranged to teach safe/wax-free methods of creating stunning fabric. Come and learn how everyday items can produce beautiful designs while dyeing fabric.

SAT May 7, 10:00a.m. to 2:00p.m., \$40 plus materials

Baby Series

Is there a new baby on the way and you want to give handmade gifts, or are you saving special fabric for a baby gift? Join our new baby series where you can learn to make a different project each week! We will make a diaper clutch, sling and baby booties. Our new line of Cloud 9 Organic Cotton is perfect for this series.

THURS May 5, 12 & 19, 6:30 to 9:30p.m.

Each class is \$25.00, or take all three for \$60.00, plus materials

Amy Butler's Weekender Travel Bag

Roomy and stylish, this bag is the perfect carry-all for a chic diaper bag or for your next getaway. Try it in our home décor weight fabrics or batiks. The details on this bag give it a professionally finished look that will amaze your friends when you tell them that you made it yourself!!

THURS Apr. 7, 6:30 to 8:30p.m.

and THURS Apr. 14 & 28, 6:30 to 9:30p.m.,

\$50 plus pattern & materials



Workshop Schedule- Jan. to June. 2011

Beginner Quilts

Our beginner quilt classes teach you cutting, basic piecing, and how to finish your quilts. Instructions for layering, basting, quilting, and binding are covered in the last of the three sessions.

Woodland Friends

Christine Whitehouse

Cute and simple. Great first project that you will be proud to show off. Personalize it by choosing your own fabrics or pick up one of our kits, and you are all set to go!

**THURS Feb 10, 17 & 24, 6:00- 9:00p.m.
\$50.00plus materials and pattern**



Yellow Brick Road Christine Whitehouse

This well known and loved classic from Atkinson Designs is a fun and easy way to begin your quilting journey! Choose a mix of 6 fat quarters or grab a bundle of coordinating fat quarters. Great for the absolute beginner or those wanting to brush up on their quilting basics. See our new sample in *Adventures in Wonderland*. Kits available.

**WED April 6, 13 & 20, 6:00a.m.- 9:00p.m.
\$50.00plus materials and pattern**

Workshops with Pauline Isbester

Strip Tubing

With the brilliant tube technique, you can make fun and striking quilts in no time. This is a very old technique that proves old can always become new. With the simple idea of keeping two sides equal, Strip Tubing makes a fabulous quilt. After learning this technique, explore the freedom to be even more creative. You will also be given inspiring ideas for your left over pieces.

**SAT Feb. 26, 10:00a.m. - 4:00p.m.
\$30.00plus materials**



Crazy Cats

This technique combines “stack and whack” and “crazy quilting”. Fun and easy to do, this uses fat quarters. You will need a 60 mm rotary cutter with a new blade to make life easiest. After you learn the technique, there’s many other patterns available and SO MUCH FUN!

**SAT Apr. 9, 10:00a.m. - 4:00p.m.
\$30.00plus materials and book**



“That Crazy Thing We Do”

By
The Buggy Barn
\$24.95

Workshops with Renske Helmuth

This is your chance to start Renske's signature landscape workshop series!

Check out Renske's blog at

www.renskehelmuth.blogspot.com

Miniature Landscape I

We will start with a very simple landscape, using a pattern that will be provided. Start saving your scraps! You will be amazed what you can do with even the smallest pieces. With Renske's experienced hand guiding you, this is a great way to venture into the world of art quilts.

**SAT Apr. 2,
10:00a.m. - 3:30p.m.
\$60.00plus materials**



Miniature Landscape II

This workshop challenges participants to use what they have learned in Miniature Landscape I to create their own landscape. First, you will make a pattern from your own photo, then learn to layer appliqué on a muslin background to create your own miniature landscape.

Prerequisite: Miniature Landscape I

**SAT Apr. 16, 10:00a.m. - 3:30p.m.
\$60.00plus materials**



Machine Quilting Curtis

Learn the basics of machine quilting. Straight-line and free-motions quilting are discussed. Perfect for finishing your first quilt!

**TWO DATES AVAILABLE
SAT Feb 19, OR SAT Mar 12,
10:00a.m. - 1:00p.m.
\$25.00plus materials**



Andrea

Hand quilting

Quilt a small sample provided in class. Basting techniques, quilting designs and choosing hand-quilting supplies will be discussed. This is an informative class for beginners and more experienced quilters alike

**SAT Mar 5,
10:00a.m. - 12p.m.
\$25 fabric sample included,
other materials extra**



Joanne Greenberg

Full Circle

Christine Whitehouse

Learn to sew curves in this technique class, made easy with the quarter circle templates. Use the soft blues and brown batiks, as in our sample, or pick your own fabrics. With the simplified instructions, curves have never been easier!

**SAT Mar 5, 1:00a.m. - 4:00p.m.
\$25.00plus materials**



Workshop Registration Policy

Payment is due upon registration. Full refund up to 30 days before class. Refund after 30 days only if space can be filled. No refund if cancelled within 48 hours. New quilters are asked to take one of the beginner workshops first, before advancing on to other classes. A machine is available for a \$5.00 rental fee per class. The store will open 15 minutes prior to classes that take place outside of regular hours. While we don't insist that you purchase your fabric and supplies at Greenwood Quiltery, we do appreciate your support so that we can continue to provide you with quality teachers and an extensive range of workshops. For the comfort of all participants, we have now implemented a fragrance free policy for all workshops.

Workshops with Elaine Quehl

The April dates that we advertised last month are almost full!

New dates are scheduled for June

Sign up now so you don't miss out!

See more of Elaine's quilts at www.equarelle.ca



Liberated Strip Piecing

Liberate yourself from the shackles of precision piecing and fly by the seat of your pants! Cut this quilt entirely free-hand without a ruler and learn to piece it together without squaring your blocks. Then we'll talk about designing with these wonky blocks. Enjoy a day of free expression.

MON Apr. 18, 10:00a.m. - 4:00p.m. OR

MON May 30, 10:00a.m. - 4:00p.m.

\$60.00plus materials

Liberated Radial Piecing

Make a statement with this radial design that mimics a burst of light. A freeing method that lets you explore your own initiatives, liberated radial piecing allows you to cut and piece this work entirely free-hand without a ruler. You will be guided on how to form your strips into a radial design and appliqué it to your background to create an eye-catching composition.

FULL TUES Apr. 19, 10:00a.m. - 4:00p.m.

OR

TUES May

31, 10:00a.m. - 4:00p.m.

\$60.00plus materials



Collage Tree

Is there anyone who doesn't love a gnarled mature tree with all that textured bark? Learn how I create my collage trees, while using one of my patterns and a photo as your reference. Learn to see value and represent depth.

FULL WED Apr. 20, 10:00a.m. - 4:00p.m.

OR

WED June 1, 10:00a.m. - 4:00p.m.

\$60.00plus materials

Intro to Fabric Dyeing (Low Water Immersion)

Learn the basics of dyeing and the secret to Elaine's saturated colours while dyeing a 12-step colour wheel using only three parent dye colours, and then producing 4 fat quarters of multi-coloured fabric. Students will take home 16 fat quarters (total 4 meters) of dyed fabric. Instructions will be provided on rinsing and washing at home.

Most supplies provided and included in supply fee of \$20

FULL THUR Apr. 21, 10:00a.m. - 4:00p.m. OR

THUR June 2, 10:00a.m. - 4:00p.m.


\$60.00plus materials

Knit Along: Greenberg Lidiya Scarf

From the mind of Kaffe Fassett to the cover of the latest Rowan magazine, the Lidiya Scarf is an inspiring project.

Learn to knit three-stranded fair isle and acquire the skills for trouble-free knitting, including weaving in your ends as you go. This four session workshop is **FREE** with the purchase of a Lidiya Scarf kit.
THURS Jan 13, Feb 3, Mar 3 & April 7 6:30- 9:00p.m.

Joanne



Needle Felted Pets

Make fun felted friends in an afternoon! With this addictive craft, be as creative as you please. Kids 10 and up are welcome; kids under 10 years must sign up & come with an adult who is taking the class.

TWO DATES AVAILABLE
March Break: WED Mar 16,
1:00- 3:30p.m.

or SAT Apr 16, 10:00a.m. - 12:30p.m.
\$25 includes all supplies

Stephanie Ferris



Workshops with

Alisa McDonald

Drop Spindle


Entranced by beautiful handspun yarns and longing to move deeper in the creative waters to knit your own handspun yarn? Using the drop spindle, learn to spin your own yarns. Inexpensive to start, this is a great portable hobby.



TUES Mar 8 & 22, 6:00- 8:00p.m.
\$30.00 plus supplies

Beginner Crochet: Fishy Dishcloth

Learn the basics of crochet while making this cute fish-cloth. Alisa will cover making the foundation chain, single crochet, as well as increasing and decreasing.



TUES Apr. 5, 6:00- 8:00 p.m.
\$20.00 plus supplies

Beginner Lace Shawl

Learn the lace basics to make this cozy shawl and attain the knowledge & confidence to venture into more detailed patterns.


TUES Feb. 22, 6:00- 8:00p.m.
\$20.00 plus supplies

Addi Turbo Click, Addi Lace Click & Addi Bamboo Click needle sets now in stock



Each Addi lace click includes:
8 pairs of lace tips (3.5mm to 8mm), 5 cords (16" to 40"), 1 connector, needle size gauge and carrying case.

Addi Click sets include:
10 pairs of tips (3.5mm to 10mm), 3 cords (24" to 40"), 1 connector, needle size gauge and carrying case.



Greenwood Quiltery

275 Woolwich St, Guelph, ON N1H 3V8, www.greenwoodquiltery.com, e-mail: contact@greenwoodquiltery.com,
Ph./Fax: 519- 822-2790, Toll Free 1-866-364-2790